



District Report Card: 2017


State: Tamil Nadu	District: Virudhunagar
Class: 5	Subject: Language
Schools: 61	Students: 1132


Participation/Coverage


Students

<div>GENDER</div> <div></div>	Boys		Girls	
	Number	%	Number	%
	548	48.41	584	51.59

<div>AREA</div> <div></div>	Rural		Urban	
	Number	%	Number	%
	682	60.25	450	39.75

<div>CATEGORY</div> <div></div>	SC		ST		OBC		GEN	
	Number	%	Number	%	Number	%	Number	%
	271	23.94	1	0.09	812	71.73	48	4.24

<div>CWSN</div> <div></div>	LD	VI	HI	S&LD	ID	Oth
	5	3	0	2	2	1

<div>Management</div> <div></div>	Government		Government-aided	
	Number	%	Number	%
	360	31.80	772	68.20

Average Performance of Students in Language (%)

Overall	Gender		Area		Management		Social Group			
	Male	Female	Rural	Urban	Govt.	Aided	SC	ST	OBC	GEN
55.64	55.15	56.10	55.51	55.82	55.02	55.92	53.11	80.00	57.03	45.83

Performance on Learning Outcomes (LOs)

Learning Outcomes	Description	Average Performance(%)
L504	Reads and comprehends independently storybooks, news items/ headlines, advertisements etc.	57.23
L508	Reads text with comprehension, locates details and sequence of events	54.84

Range of Performance of Students who Answered Correctly							
Below 30%		30% - 50%		50% - 75%		Above 75%	
Number	%	Number	%	Number	%	Number	%
150	13.25	314	27.74	453	40.02	215	18.99

Lowest Performing Learning Outcomes (LOs)

- 1 - Reads text with comprehension, locates details and sequence of events (54.84)
- 2 - Reads and comprehends independently storybooks, news items/ headlines, advertisements etc. (57.23)